

WOODLAND GRANGE PRIMARY SCHOOL

Reception Parents' Meeting



Questions

Please write any questions you may have in the chat, we will then create a **FAQ's** document to answer all of your questions and email this out to all parents.

Thank you for your time,

The Foundation Stage Team

The Foundation Stage Staff



Mr Dandilo



Miss Rose



Mrs Johnson



Miss Ryan

(Mrs Hayles after the summer)



Mrs Gray



Mrs Bagh



Summer uniform

Winter uniform

Please Label
EVERYTHING



The school day begins at 8.45am

Please ensure children are outside waiting at this time so they do not miss out on any carpet time.

Lateness does effect attendance.



- Polo tops
- Jumpers
- Shoes (no laces)
- Plimsoles
- Socks
- Lightweight waterproof coat (foldable)
- Heavier coat for colder days
- Wellies
- Water bottle
- Bag of spare clothes in case of accidents






Writing Area



Maths Area



Construction Area



Fine Motor Area



Reading Area



Role-play Areas




Creative Area



Small-world Area




Fruit Area



Investigation Area





The Outdoor Classroom








Forest



School







How will we teach your child?

Play Support



Adult led
Activities/Carpet
sessions



Is Your Child Ready For School?



Physically Strong

Climb

Thread pasta tubes onto string.

Roll playdough into small balls with my fingers.

Lying on the floor and drawing

Run up and down hills



Walk a mile

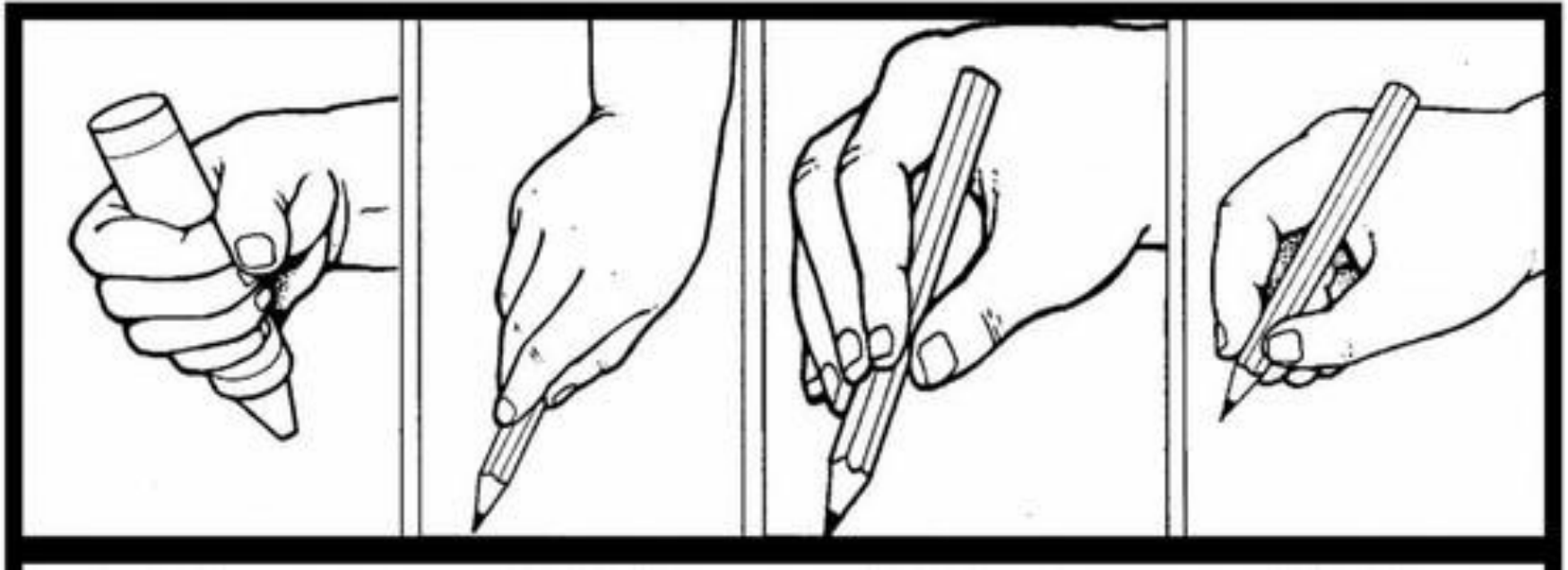
To Sainsbury's and back again.

Hang from monkey bars

Painting on vertical surfaces.

Roll down hills

Balance along a beam or plank of wood.



Cylindrical/palmar
Grip

Digital Grip

Early Tripod Grip

Tripod Grip

1-3 Years

3-5 Years

Back over the rainbow, big fat tummy, up, down and jump off.

Down in the lift, bounce up, round the roundabout and tuck in.

Back over the rainbow, curl round and stop.

Back over the rainbow, up in the lift, down and jump off.

Out and loop the loop.

Back over the rainbow, down and fishy tail, off and cross.

Back over the rainbow, big fat tummy, up, down and monkey tail

Down in the lift, bounce up, over the hill and jump off.

Down, jump off and splat

Down monkey tail, jump off and splat.

Down in the lift, bounce up, stick its tongue out, down the slide and jump off.

Down in the lift and jump off.

Down, bounce up, over the hill, over another hill and jump off.

Down, bounce up, over the hill and jump off.

Back over the rainbow, big fat tummy and join.

Down, bounce up, around the roundabout and tuck in.

Back over the rainbow, big fat tummy, down and kick.

Down, bounce up and over.

Back over the rainbow and curl around the snake's tail.

Down in the lift, round the bend, off and cross.

Down, round the bend, up down and jump off.

When joining handwriting in Year 2 please add the joiner to the letters below:

Down the slide, up the slide.

Down the slide, up, down and up again.


Down the slide, off and down the other slide.

Down, round the bend, up, down and monkey tail.

Zip along, down the slide and zip along again.

Our Aspiration Tree

Risk Takers
**Self-Motivated,
Engaged
& active**
Resilient
**Independent
Thinkers**



**Respectful
& Empathetic**
Creative
**Physically
Strong &
Confident**



Resilience

Help your child to identify and name their own feelings – happy, frustrated, jealous, angry, scared.

Let go of being perfect. Let your child see you make mistakes!

Show your child how to ask for help....make them see it's okay to need help.

Help your child to learn to wait – play waiting games like traffic lights, make them wait the duration of a sand timer before they can watch the TV or go outside. Praise them for waiting.

Role model that there are different ways to do things and help children to think of these too.

Independence

Encourage your child to dress themselves and do zips and shoes. Can they manage clothes that are inside out?



Give your child little jobs to increase their self-worth.

Create situations where your child has to ask other people for help, not just you.

Help children learn to look after their own things, carry their own things and know where they are.

Help them to follow instructions by saying their name first, waiting for them to look at you and then give the instruction.

Ask them to repeat it back so they know there is an expectation to listen.

Perseverance

Engineer situations where your child has to continue at an activity without you.....

- Jigsaws – “I’ll be back in 3 minutes you see if you can find the piece that goes there”.
- Sorting – “see if you can find all the wiggly pasta and put them in a line. I’ll be back to see in 3 minutes”



Make the activity suitably challenging but achievable. Set a clear end and don't change the goal posts.

Try to help children create and fulfil their own goals. This way they become intrinsically motivated to learn rather than extrinsically motivated by rewards.

Check on your child's progress and praise perseverance “well done, you are still looking for that Jigsaw piece, I like how you're not giving up”.

Praise the effort and the process not the outcome.

Parental Engagement



FOWG



FOWG are now selling pre-loved uniform.

Items will be available for sale at most FOWG events.

Private viewings and donating items can be arranged by contacting us on fowg.uniformerly@gmail.com or contacting your [WhatsApp rep.](#)

Drop-offs to the school reception will not be accepted.

WANTED...

- ✓ School cardigans/ jumpers
- ✓ School polo shirts / blouses
- ✓ School skirts / dresses
- ✓ School trousers
- ✓ PE t-shirts
- ✓ PE jumpers
- ✓ Book bags
- ✓ Coats
- ✓ Wellies
- ✓ Waterproofs
- ✓ School boots / shoes in good condition

Items need to be
~clean
~ in good condition
~ size tags still on
~ no names
and can be with or
without school logo

reduce, reuse, donate



Special Educational Needs and Disabilities (SEND)



Mrs Turner

Pre-school lead and EYFS SENDCo

If you have any concerns regarding additional needs your child may have, please inform a member of staff as soon as possible.

Reminders

Tuesday 9 th July 9-10am	Stay and play session for children whose surnames begin with A - L
Tuesday 9 th July 10.30am-11.30am	Stay and play session for children whose surnames begin with M - Z

Tuesday 27 th August & Wednesday 28 th August 2024	<p><u>Home Visits</u></p> <p>If your child currently goes to an external setting, the class teacher and teaching assistant will come and visit you in your home. This is a wonderful opportunity for the staff members to get to know your child in a place where they are most comfortable. The visit will last approximately 20 minutes. You will be given a time and date for the visit at the Stay and Play session.</p>
Thursday 29 th & Friday 30 th August 2024	<p><u>Part Time Sessions 8.45-11.45am</u></p> <p>Your child will initially start school part time. The phased start allows the children to really settle at school without it being too overwhelming and gives the adults valuable time to get to know your child before they start school full time. You will be given a time and date for the visit at the Stay and Play session.</p>
Monday 2 nd – Friday 6 th September 2024	<p><u>1:1 Meetings</u></p> <p>If your child currently attends Woodland Grange Pre-School, you will have a 1:1 meeting with the class teacher at school. This gives you the opportunity to discuss your child and pass on any information that is necessary for the teachers to know. Please do bring your child along to this meeting. The meetings are 20minutes. You will be able to sign up for a 1:1 meeting at the Stay and Play session.</p>
Monday 9 th – Friday 13 th September 2024	<p><u>Part Time Sessions 8.45am -1.30pm</u></p> <p>All the children will be attending these sessions. We are gradually building up the school day. They will be staying for lunch this week.</p>
Monday 16 th September 2024	<p><u>Full Time School 8.45am – 3.15pm</u></p> <p>All the children will start full time from this date.</p>

We look forward to seeing you and your child on Tuesday 2nd July 2-2:45pm for our **Teddy Bear's Picnic!**



Questions

Please write any questions you may have in the chat, we will then create a **FAQ's** document to answer all of your questions and email this out to all parents.

Thank you for your time,

The Foundation Stage Team